

1

DO NOT SCALE DRAWING USE DIMENSION GIVEN

5

A

B

C

D

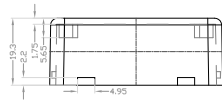
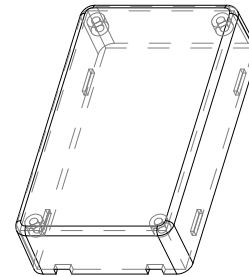
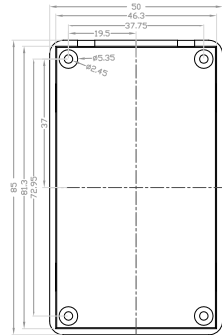
A

B

C

D

REV.	DESCRIPTION	PROJECT ENGR/DATE
A	RELEASE FOR TOOLING	



NOTE :

UNLESS OTHERWISE SPECIFIED :

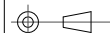
1. TOLERANCE : 0 - 50 mm \pm 0.10
50 - 100 mm \pm 0.15
OVER 100 mm \pm 0.20
ANGLE \pm 0.5 DEG.
2. ALL DIMENSIONS ARE IN mm.
3. BREAK ALL SHARP CORNERS.
4. FOR SHEET METAL PARTS, BURRS $<$ 0.04
& $<$ 0.08 AT FINAL CUT OFF PORTION

INHAOS™www.inhaos.com

DRAWN BY	CHECKED BY	AUDITING BY	APPROVED BY
DATE	DATE	DATE	DATE
MAT'L	SCALE 1 : 2	SHEET 1 OF 1	
FILE NAME	SIZE A4	FINISH	QTY 2

MODEL
PART NO. PB-01 BOTTOM CASE

REV. A



1

2

3

4

5