

1

DO NOT SCALE DRAWING USE DIMENSION GIVEN

5


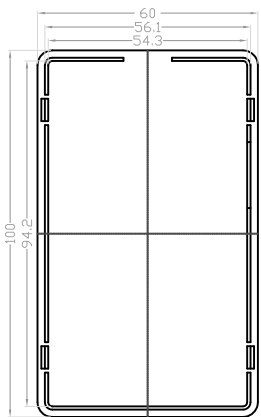
REV.	DESCRIPTION	PROJECT ENGR/DATE
A		

A

B

C

D

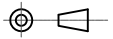


NOTE :
UNLESS OTHERWISE SPECIFIED :
1. TOLERANCE : 0 - 50 mm ± 0.10
50 - 100 mm ± 0.15
OVER 100 mm ± 0.20
ANGLE ± 0.5 DEG.
2. ALL DIMENSIONS ARE IN mm.
3. BREAK ALL SHARP CORNERS.
4. FOR SHEET METAL PARTS, BURRS < 0.04
& < 0.08 AT FINAL CUT OFF PORTION

INHAOS™
www.inhaos.com

DRAWN BY	CHECKED BY	AUDITING BY	APPROVED BY
DATE	DATE	DATE	DATE
MAT'L	SCALE 1 : 1 SHEET 1 OF 1		
FILE NAME	SIZE A4	FINISH	QTY 2

MODEL PART NAME:
PART NO. PB-02 TOP CASE REV. A



1

2

3

4

5