

Product: BUONO UNO R3

Eligible Versions: V0100

Required:

- Micro USB cable --- Come with BUONO UNO R3
- RF2410U Loader.exe --- Download from INHAOS website
- ARDUINO_UNO_CDC V0200.hex --- Download from INHAOS website

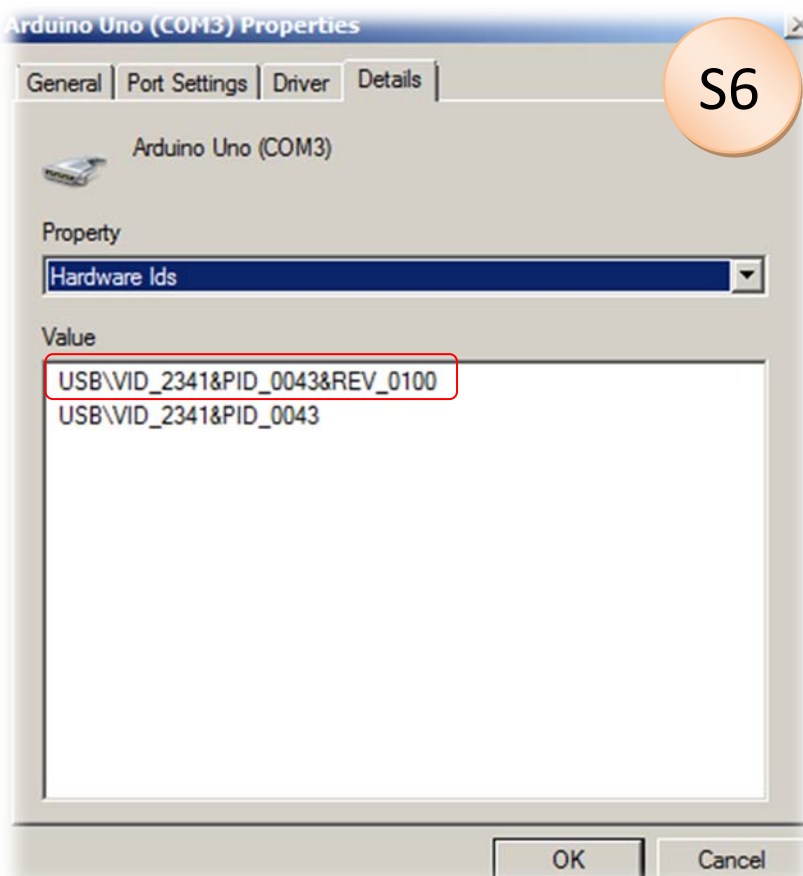
Purpose:

Since BUONO UNO R3 use C8051F321 as the USB CDC bridge , we write firmware to fully compatible with original Atmega16U2 .

The old version (V0100) found some bug , will lead update sketch failed if the hex length over 6KB.
New version (V0100) resolved the bug.


How to identified FW number:

- S1, Right click "Computer" icon, select "Properties"
- S2, Press "Device Manager"
- S3, Double click "Arduino UNO (COMx)"
- S4, Select "Details"
- S5, Select "Hardware Ids" in Property dropdown
- S6, You will see Value as below picture:



How to Upgrade FW:

S1, Start "RF2410U Loader"  RF2410U Loader

S2, Press "" button to open hex file "ARDUINO_UNO_CDC V0200.hex"

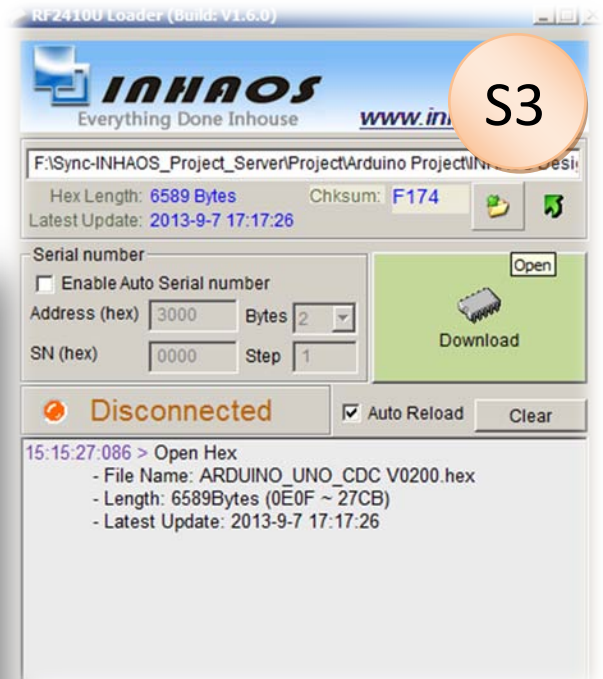
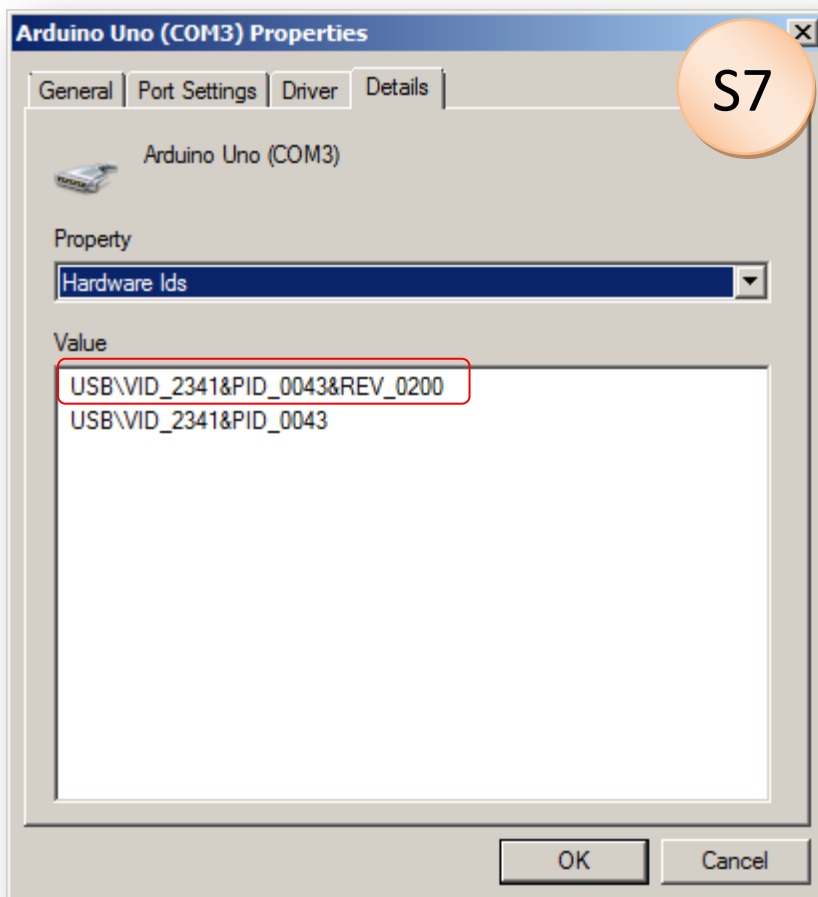
S3, Check file number and hex length : 6589Bytes

S4, Click "Download"

S5, Plug UNO in to the USB

S6, Download will be automatic done

S7, check hardware Ids.



CONTACT US

540 Mill River LN San Jose, CA95134

E-mail: support@inhaos.com

Web: www.inhaos.com